

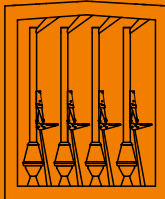
**P48003**  
1/48 **Panzerfaust**  
for Bücker Bü 181  
for Special Hobby kit



3D-Printed Parts



Decals



PP1

© Special Hobby 2022

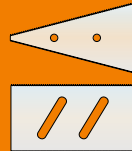
Díly ohnuté popř. pokroucené vlivem teplotních změn a stárnutí materiálu, mohou být narovnaný do požadovaného tvaru pomocí proudu teplé vody nebo vzduchu (fén na vlasy). K lepení použít kyanoakrylátové lepidlo! Kontaktní plochy doporučujeme před lepením odmastit. Různé drátky a tyčinky nejsou přiloženy.

Parts slightly distorted and bent owing to temperature changes or due to material aging can be straightened to requested shape by hot water or hot air jet (hair dryer). This process can be repeated till result is entirely satisfactory. For best result use cyanoacrylate glue! Ungreasing contact areas is recommended before gluing. Wires and rods not included.

Visit our official website and e-shop at  
[www.cmkkits.com](http://www.cmkkits.com)

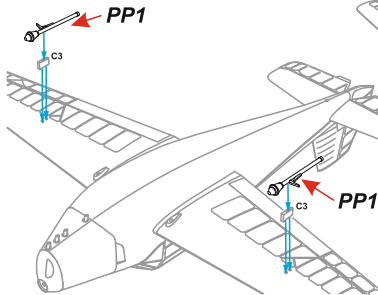
[www.specialhobby.eu](http://www.specialhobby.eu)  
[www.facebook.com/specialhobby/](https://www.facebook.com/specialhobby/)

**H1020**  
**Razor Saw Profi Set**

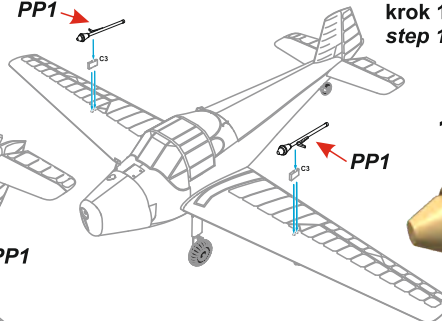


The set contains  
one holder, one  
H1018 Triangle Razor  
Saw and one H1019  
Multi-shift Razor Saw.  
Attach the razor blade to  
the holder as shown in the  
pictures using the plate with  
holes and screws.

krok 11 v návodu stavebnice  
step 11 in kit instructions




PP1



krok 14 v návodu stavebnice  
step 14 in kit instructions



aplikace obtisků  
decal application



Q48404

Special Hobby offers for 1/48 Bücker Bü 181 kits CMK sets

Q48404 Bücker Bü 181/Zlin Z-181 Main Wheel, 4415 German WWII Aircraft Maintenance Toolbox and F48367 Luftwaffe WW2 / CS post-war Aircraft Mechanic as well

4415



F48367

