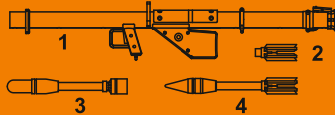


P35015
1/35

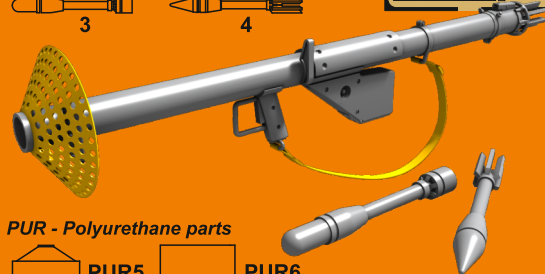
M1A1
Bazooka



3D-Printed Parts



PE - Photo-etched parts



PUR - Polyurethane parts



PUR5



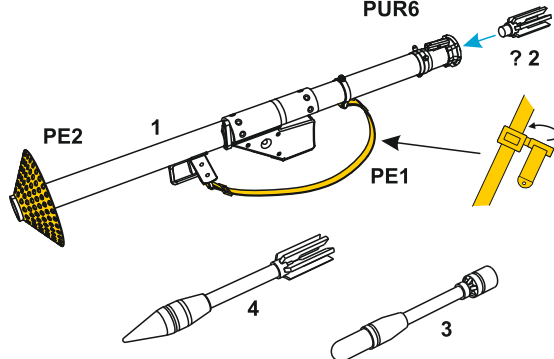
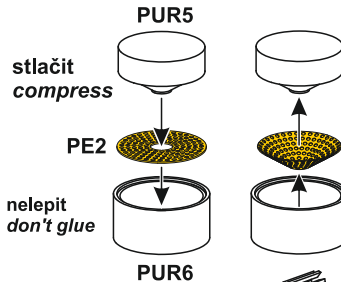
PUR6

Special Hobby 2023

Pozn./Note

Před ohnutím doporučujeme lept opatrně vyžítat nad plamenem

Before bending, we recommend carefully heating the etching over a flame




www.facebook.com/specialhobby/

Ohnuté 3D tisky narovnejte ponořením do horké vody, srovnejte je a zchladte studenou vodou. K lepení použít kyanoakrylátové lepidlo! Kontaktní plochy doporučujeme před lepením odmastit. Různé drátky a tyčinky nejsou přiloženy.

Bent 3D printed parts: put them into hot water, straighten them and cool them in cold water. For best result use cyanoacrylate glue! Ungreasing contact areas is recommended before gluing. Wires and rods not included.

Special Hobby also offers 1/35 3D printed sets P35002 Small Arms for the Volkssturm Set II and P35004 Luftschutz Helmet (2pcs)



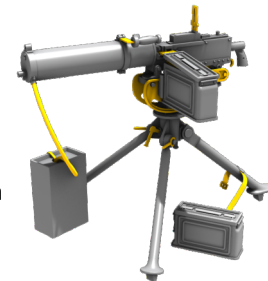
more at www.specialhobby.eu

Special Hobby, Mezilesí 718, CZ - Praha 9, 193 00, e-mail: office@specialhobby.eu

Special Hobby also offers other WWII US weapons as 1/35 3D printed sets.....



P35018
M18 57 mm Recoilless Rifle



P35017
M1917 Machine Gun