
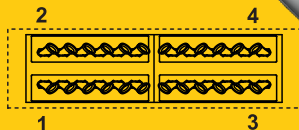


7495
1/72

Mosquito B Mk.XVI Exhausts for Airfix kit

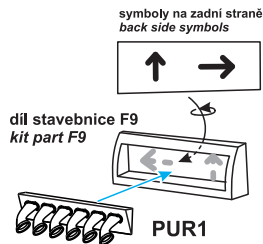


PUR - Polyurethane parts

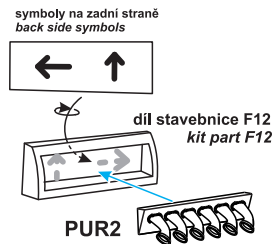


© Special Hobby 2022

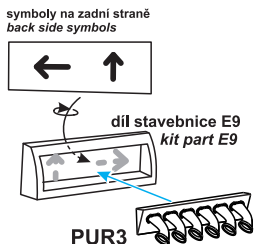
krok 36 v návodu stavěbnice
step 36 in kit instructions



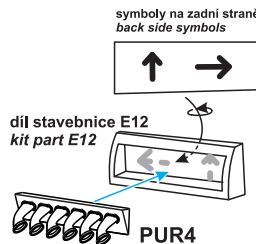
krok 39 v návodu stavěbnice
step 39 in kit instructions



krok 71 v návodu stavěbnice
step 71 in kit instructions



krok 74 v návodu stavěbnice
step 74 in kit instructions



Díly ohnuté popř. pokroucené vlivem teplotních změn a stárnutí materiálu, mohou být narovnaný do požadovaného tvaru pomocí proudu teplé vody nebo vzduchu (fén na vlasy). K lepení použít kyanoakrylátové lepidlo! Kontaktní plochy doporučujeme před lepením odmastit. Různé drátky a tyčinky nejsou přiloženy.

Parts slightly distorted and bent owing to temperature changes or due to material aging can be straightened to requested shape by hot water or hot air jet (hair dryer). This process can be repeated till result is entirely satisfactory. For best result use cyanoacrylate glue! Ungreasing contact areas is recommended before gluing. Wires and rods not included.

www.cmkkits.com
www.specialhobby.eu
www.facebook.com/specialhobby/



CMK H1010

The Razor Saw with Handle (cat. n. H1010)
is a great tool for cutting both plastic and resin.
CMK also offers a wide variety
of coarse / medium / fine saws.

Special Hobby, Mezilesí 718, Praha 9, 193 00, Czech Republic
e-mail: office@specialhobby.eu

**Special Hobby offers for Mosquito kit CMK Figures
F72099 WWII RAF Mechanics for Wellington
and others twin engine planes
and CMK 7494 Mosquito B Mk.XVI Wheels as well**



F72099
RAF WW II Mechanic for
Wellington and Others Twin
Engine Planes (3 figures)

1/72



7494
Mosquito B Mk.XVI
Wheels

1/72