

## F-84F Thunderstreak Q72415 1/72 Wheels for Special Hobby kit



PUR - Polyurethane parts



© Special Hobby 2024

Díly ohnuté popř. pokroucené vlivem teplotních změn a stárnutí materiálu, mohou být narovnané do požadovaného tvaru pomocí proudu teplé vody nebo vzduchu (fén na vlasy). K lepení použít kyanoakrylátové lepidlo! Kontaktní plochy doporučujeme před lepením odmastit. Různé drátky a tyčinky nejsou přiloženy.

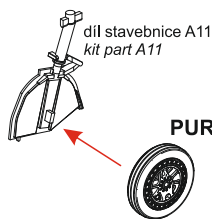
*Parts slightly distorted and bent owing to temperature changes or due to material aging can be straightened to requested shape by hot water or hot air jet (hair dryer). This process can be repeated till result is entirely satisfactory. For best result use cyanoacrylate glue! Ungreasing contact areas is recommended before gluing. Wires and rods not included.*

Visit our official website and e-shop at  
[www.cmkkits.com](http://www.cmkkits.com)  
[www.specialhobby.eu](http://www.specialhobby.eu)  
[www.facebook.com/specialhobby/](https://www.facebook.com/specialhobby/)

## H1020 Razor Saw Profi Set



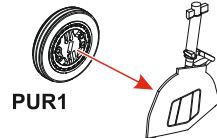
The set contains  
one holder, one  
H1018 Triangle Razor  
Saw and one H1019  
Multi-shift Razor Saw.  
Attach the razor blade to  
the holder as shown in the  
pictures using the plate with  
holes and screws.



díl stavěbnice A11  
kit part A11

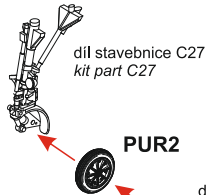
PUR3

krok 13 v návodu stavěbnice  
step 13 in kit instructions



díl stavěbnice A12  
kit part A12

PUR1



díl stavěbnice C27  
kit part C27

PUR2

díl stavěbnice C30  
kit part C30

Your next choice?  
Excellent Mirage IIIC kit  
and accessories.....  
We recommend it!



Q72401



Mirage IIIC Wheels

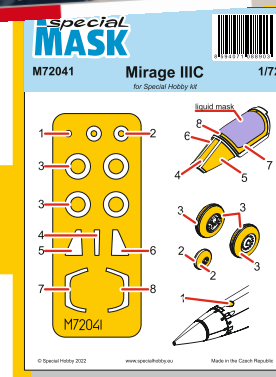
Q72402



Mirage IIIC Atar 9B  
Engine Nozzle

Q72403

Mirage IIIC  
(M.-B. Mk.4) Seat



© Special Hobby 2022 www.specialhobby.eu Made in the Czech Republic