


**P72016**  
**1/72**

## Typhoon Mk.I Standard Exhausts

for Airfix kit



3D-Printed Parts



Special Hobby, Mezilesí 718, CZ - Praha 9, 193 00, e-mail: office@specialhobby.eu

Ohnuté 3D tisky narovnejte ponořením do horké vody, srovnejte je a zchladte studenou vodou. K lepení použít kyanoakrylátové lepidlo! Kontaktní plochy doporučujeme před lepením odmastit. Různé drátky a tyčinky nejsou přiloženy.

*Bent 3D printed parts: put them into hot water, straighten them and cool them in cold water. For best result use cyanoacrylate glue! Ungreasing contact areas is recommended before gluing. Wires and rods not included.*

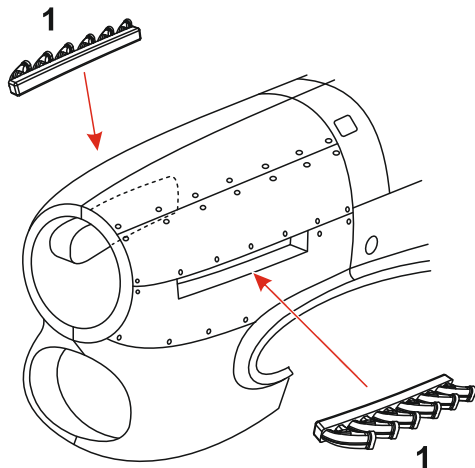
[www.cmkkits.com](http://www.cmkkits.com)

[www.specialhobby.eu](http://www.specialhobby.eu)

[www.facebook.com/specialhobby/](https://www.facebook.com/specialhobby/)

Special Hobby also offers 1/72 3D printed sets

**F72402** Tempest Pilot,  
Dog and Mechanic  
with Accumulator Trolley



**díly stavebnice**  
**kit parts**

## More 3D printed and resin cast kits from Special Hobby for 1/72 Typhoon (Airfix kit)

P72012 Typhoon Mk.I Engine

P72013 Typhoon Mk.I Gun Sight and Seat Correction Set

P72014 Typhoon Mk.I Three-blade Propeller


P72015 Typhoon Mk.I Gun Bays Correction Set

P72017 Typhoon Mk.I Late Type Shrouded Exhausts

P72022 Typhoon Mk.I Tailwheel w/Leg

Q72413 Typhoon/Tempest early type wheels

P72014



Note:

P72XXX - 3D printed sets

Q72XXX - resin cast set  
(printed master)