
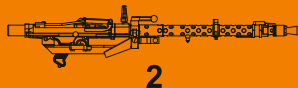
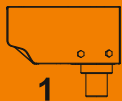


P48016 Hetzer Remote Controlled MG 34



3D-Printed Parts




© Special Hobby 2024

Resinové díly ohnuté popř. pokrčené vlivem teplotních změn a stárnutí materiálu, mohou být narovnány do požadovaného tvaru pomocí proudu teplé vody nebo vzduchu (fén na vlasy). Ohnuté 3D tisky narovnejte ponořením do horké vody, srovnejte je a zchladte studenou vodou. K lepení použít kyanokrylátové lepidlo! Kontaktní plochy doporučujeme před lepením odmastit.

Různé drátky a tyčinky nejsou přiloženy.

Parts slightly distorted and bent owing to temperature changes or due to material aging can be straightened to requested shape by hot water or hot air jet (hair dryer). This process can be repeated till result is entirely satisfactory. You can also correct bent 3D printed parts: put them into hot water, straighten them and cool them in cold water. For best result use cyanoacrylate glue! Ungreasing contact areas is recommended before gluing. Wires and rods not included.

Special Hobby also offers 1/48 3D printed sets P48001 Transport box with Panzerfausts and P48008 Czech Hedgehog (Rozsocháč) - WWII Anti-tank Barrier (2 pcs)



Special Hobby, Mezilesí 718, Praha 9, 193 00, Czech Republic
e-mail: office@specialhobby.eu

Special Hobby also offers these 1/48 sets:
www.specialhobby.eu

