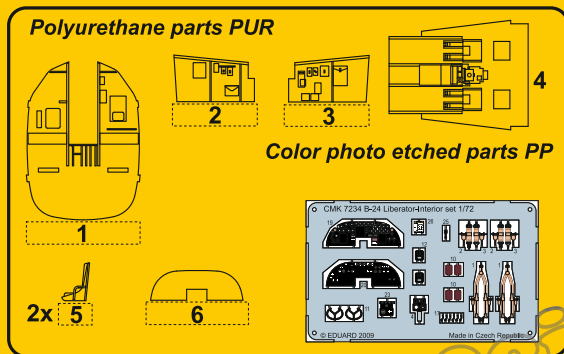


7234  
1172

**B-24 Liberator**  
Interior Set for Hasegawa kit



Visit an official website and e-shop at  
**www.cmkkits.com**



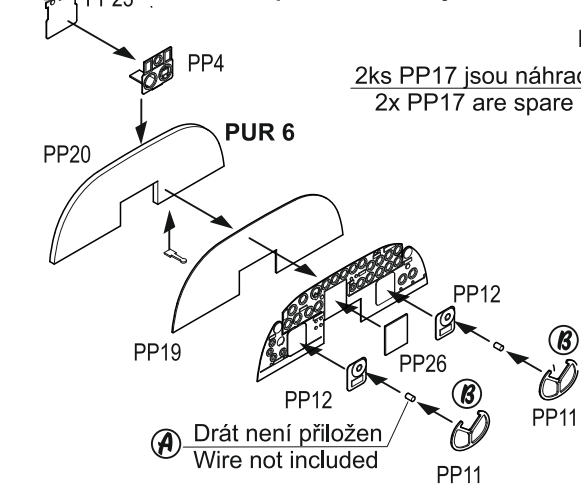
Díly ohnuté popř. pokroucené vlivem teplotních změn a stárnutí materiálu, mohou být narovnané do požadovaného tvaru pomocí proudu teplé vody nebo vzduchu (fén na vlasy). Různé drátky a tyčinky nejsou přiloženy. K lepení použijte kyanoakrylátové lepidlo. Kontaktní plochy doporučujeme před lepením odmastit.  
*Parts slightly distorted and bended owing to temperature changes or due to material ageing can be straightened to requested shape by hot water or hot air jet. (hair dryer). Wires and holes not included. This process can be repeated till result is entirely satisfactory. For best results gluing use cyanoacrylate glue. Contact areas ungrease is recommended before gluing*

**NEW ITEMS SETS 1/72**

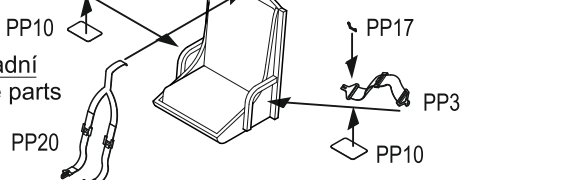
7222 US M260 Hydra Rocket Pod (6 pcs)  
7223 Spitfire Mk.I - Interior set for Airfix kit  
7224 Spitfire Mk.I - Armament set for Airfix kit  
7225 Spitfire Mk.I - Control surfaces set for Airfix kit  
7226 Spitfire Mk.I - Engine set for Airfix kit  
7227 Mosquito FB.Mk.VI - Bomb bay for Tamiya kit  
7228 Mosquito - Exterior set for Tamiya kit  
7229 Mosquito - Control surfaces set for Tamiya kit  
7230 Merlin Mk.66 - WW II British aircraft engine  
7233 B-24 Liberator - Navigator's comp. set for Hasegawa kit

BARVY / COLORS		HUMBROL
(A)	Černá lesklá / Gloss Black	21
(B)	Černá / Black	33
(C)	Žlutá / Pale Yellow	81

**1. Sestava palubní desky / Instrument panel assembly**



**2. Sestavení sedaček / Seats assembly**  
Vyrobte 2 sestavy  
Make 2 sets



**3. Sestavení kokpitu / Cockpit assembly**

