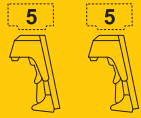
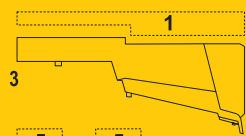


7441
1/72

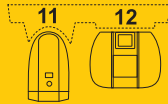
**Phantom FG.1
Cockpit Correction**
set for Airfix kit



PUR - Polyurethane parts



PE - Photo-etched parts



Díly ohnuté popř. pokroucené vlivem teplotních změn a stárnutí materiálu, mohou být narovnány do požadovaného tvaru pomocí proudu teplé vody nebo vzduchu (fén na vlasy).

Parts slightly distorted and bent owing to temperature changes or due to material ageing can be straightened to requested shape by hot water or hot air jet. (hair dryer)

This process can be repeated till result is entirely satisfactory.

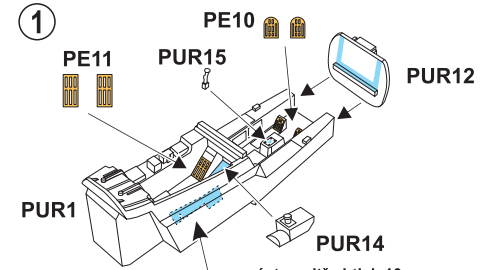
K lepení použít kvanoakrylátové lepidlo!

For best result gluing use cyanoacrylate glue!

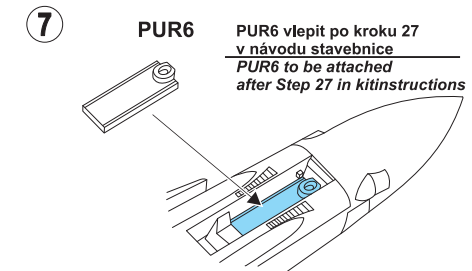
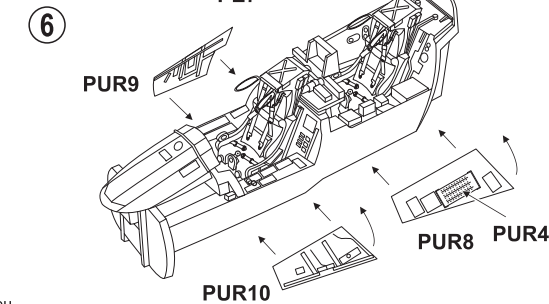
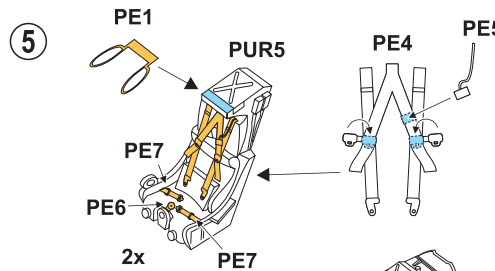
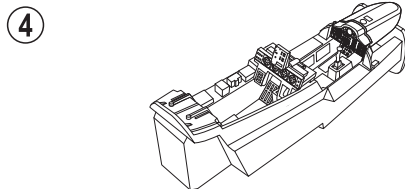
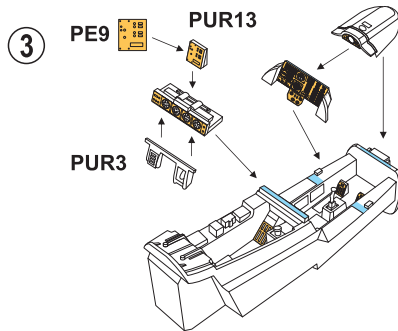
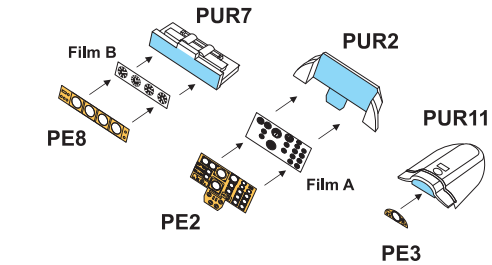
*Kontaktní plochy doporučujeme před lepením odmastit
Contact areas ungrease is recommended before gluing.*

Visit our official website and e-shop at
www.cmkkits.com
www.specialhobby.eu
www.facebook.com/specialhobby/
Other CMK sets for 1/72 F-4 Phantom II kits:

- Q72189 F-4B/N Phantom II Wheels for Hasegawa kit
- Q72190 F-4J/S Phantom II Wheels for Hasegawa kit
- Q72214 F-B/C/D/E early/J Phantom – Wing fold set
- Q72225 F-4A/B/C/D/E/F/G – Nose Undercarriage Leg
- Q72226 F-4K (FG.1) – Nose Undercarriage Leg
- Q72310 F-4B/J/N/S Phantom II – IFR, for Hasegawa kit



② nanést uvnitř obtisk 10
apply decal 10 inside



CMK H1010
The Razor Saw with Handle (cat. n. H1010)
is a great tool for cutting both plastic and resin.
CMK also offers a wide variety
of coarse / medium / fine saws.