


Díly ohnuté popř. pokroucené vlivem teplotních změn a stárnutí materiálu, mohou být narovnány do požadovaného tvaru pomocí proudu teplé vody nebo vzduchu (fén na vlasy).

Parts slightly distorted and bended owing to temperature changes or due to material ageing can be straightened to requested shape by hot water or hot air jet (hair dryer).

K lepení použít kyanoakrylátové lepidlo!
For best result gluing use cyanoacrylate glue!
Kontaktní plochy doporučujeme před lepením odmastit.
Contact areas ungrease is recommended before gluing.

Q32 319
1/32

P-51D Mustang
N-9 Gunsight
for Revell kit



Visit our official website and e-shop at
www.cmkkits.com



OSTATNÍ SETY CMK / OTHER 1:32 CMK SETS

Q32 283 IAR-80A/80

- Mid production mainwheels for Special Hobby kit

Q32 291 IAR-81C

- Late mainwheel for Special Hobby/Azur-From kits

Q32 292 Yak-3 - Exhausts for Special Hobby kit

Q32 315 P-51D Mustang - Radio set for Revell kit

Q32 316 P-51D Mustang

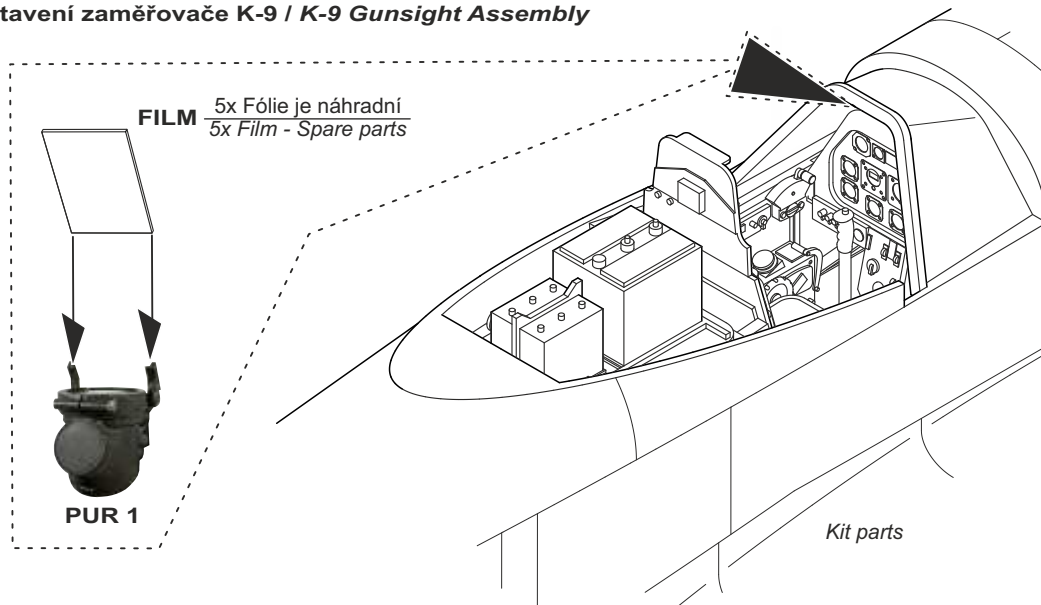
- Control column correction for Revell kit

Q32 317 P-51D Mustang

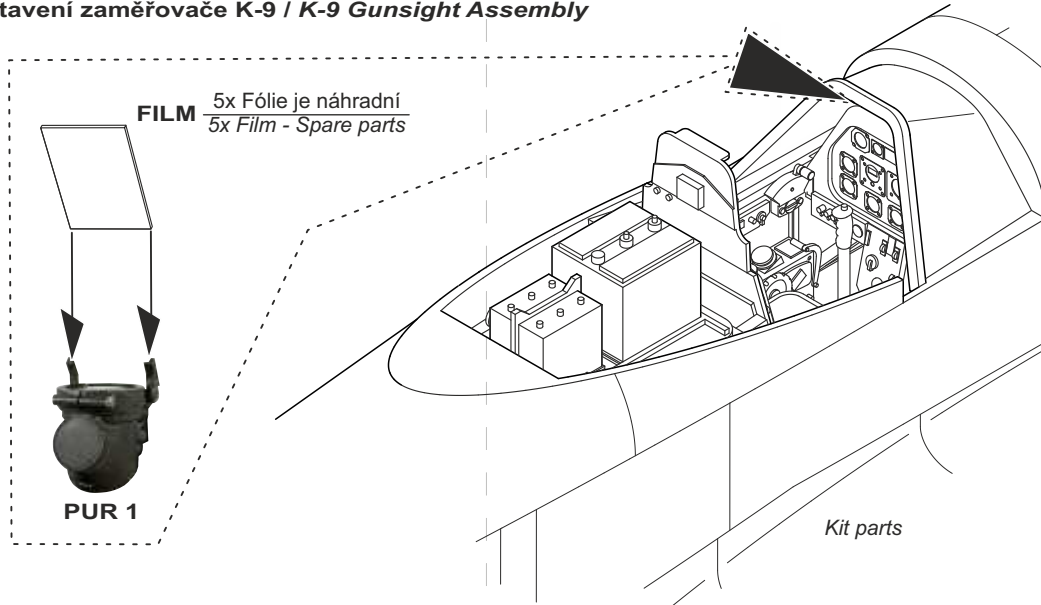
- Rudder pedals correction for Revell kit

Q32 318 P-51D Mustang - K-14A Gunsight for Revell kit

Sestavení zaměřovače K-9 / K-9 Gunsight Assembly



Sestavení zaměřovače K-9 / K-9 Gunsight Assembly



Sestavení zaměřovače K-9 / K-9 Gunsight Assembly

