


WWI PLANES IN 1/32 SCALE BY  RESIN KITS

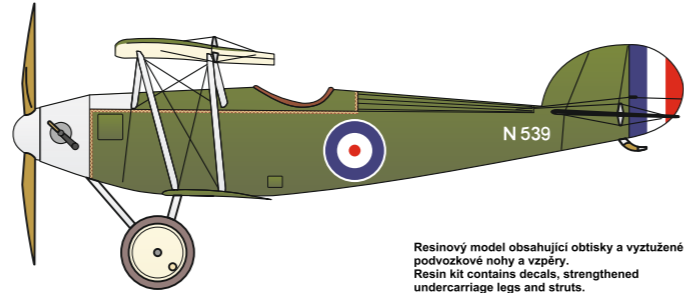
**PLT244**



**T-28 FLOH**

Resinový model obsahující obtisky, lepty a vyztužené podvozkové nohy a vzpěry.  
Resin kit contains decals, photo-etched parts and strengthened undercarriage legs and struts.

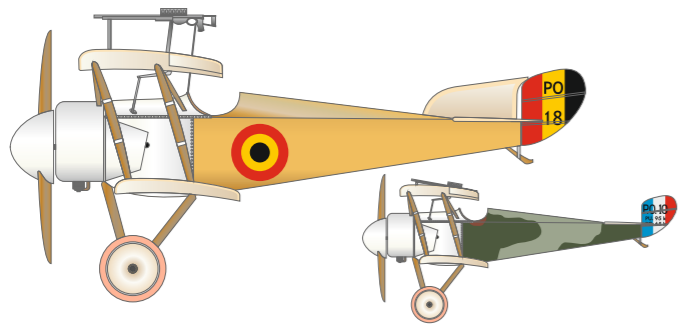
**PLT250**



**PORT VICTORIA P.V.7**

Resinový model obsahující obtisky a vyztužené podvozkové nohy a vzpěry.  
Resin kit contains decals, strengthened undercarriage legs and struts.

**PLT253**



**PONNIER M.1**

Resinový model obsahující obtisky, lepty a vyztužené podvozkové nohy a vzpěry.  
Resin kit contains decals, photo-etched parts and strengthened undercarriage legs and struts.



WWI PLANES IN 1/32 SCALE BY 

**SH32057**



**Bristol M.1C**

*'Wartime Colours'*

**SH32060**



**Bristol M.1C**

*'Checkers & Stripes'*

**SH32065**



**Fokker D.II**

*'Black & White'*

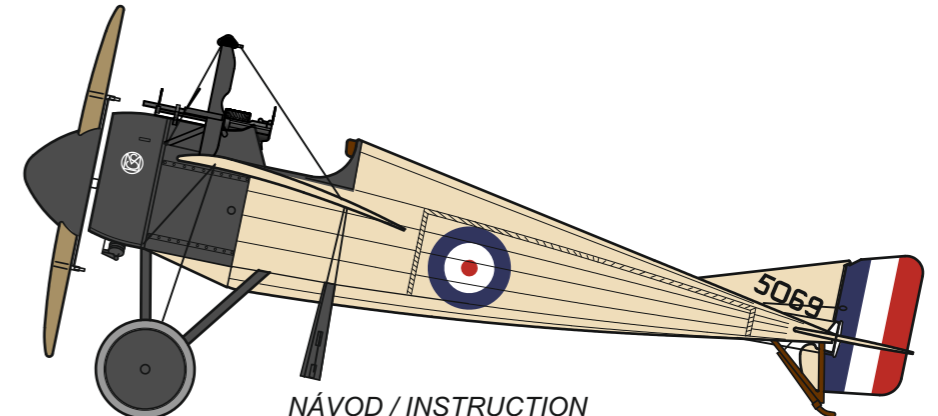
**SH32076**



**Fokker D.II**

*'Grünzweig's Planes'*

**special HOBBY**



**SH32017 Morane-Saulnier Type N "RFC Service" 1/32**

**CZ - Historie**

Morane Saulnier N byl zalétán jako závodní a sportovní letoun v květnu 1914 ještě před vypuknutím První světové války. Prvním veřejným vystoupením bylo letecké setkání na vídeňském letišti Aspern od 21. do 28. června 1914. Zde slavný pilot Roland Garros zvítězil v závodě ve stoupavosti.

Po vypuknutí bojů se s typem N jako s bojovým nepočítalo. Teprve po sestřelení Rollanda Garrose (letěl na typu Morane Saulnier L) jeho přítel Eugene Gilbert nechal vyzbrojit prototyp typu N nesynchronizovaným kulometem Hotchkiss, na vrtuli nechal namontovat deflektory. Vzhledem k úspěšnosti úpravy objednalo Aviation Militaire malou sérii Morane Saiulnier N. Sloužily od léta 1915 u několika escadrile. Typ proslavili hlavně piloti Jean Navarre (MS.12) a Adolphe Pegoud (MS.49)

Britské RFC objednalo sérii Morane Saulnier N ozbrojenou kulometem Lewis na začátku roku 1916. Zařadilo je k 1., 3. a 60. squadroně. Stroje se zúčastnily bojů na Sommě a nad Cambrai. Posléze byly staženy pro nedostatek náhradních dílů.

Morane Saulniery N nebyly příliš oblíbeny pro složitou pilotáž. Při testech s ukořistěným Fokkerem E.III se ale prokázalo, že Fokker mírně zaostává prakticky ve všech parametrech. Právě Morane Saulniery N začaly ničit mýtus údajně nepřekonatelných Fokkerů E.III.

Technická data:  
Rozpětí : 8,15 m, Délka: 5,83 m.  
Max. rychlost: 144 km/h, dostup: 4000 m, vytrvalost: 1,5 hod.

**GB - History**

Designed as a racer and sports aircraft the Morane Saulnier N was test flown in May 1914 just before the outbreak of the First World War. The first public appearance plane meeting held between 21st and 28th June 1914 on Aspern airport in Vienna. Here, Roland Garros the famous pilot won the race in climbing.

When the war broke out the Type N wasn't supposed to become a combat plane. Not until Roland Garros was being shot down, (flying in Morane Saulnier L) his friend Eugene Gilbert committed the Type N prototype to be equipped with non-synchronized Hotchkiss machine gun. Two bullet deflectors were mounted to the propeller. This arrangement was successful and so the Aviation Militaire had ordered small batch of Morane Saulnier N aircraft. These aircraft were assigned to several Escadriles since summer 1915. Mainly Jean Navarre (MS.12) and Adolphe Pegoud (MS.49) were the pilots who brought fame to the Type N aircraft.

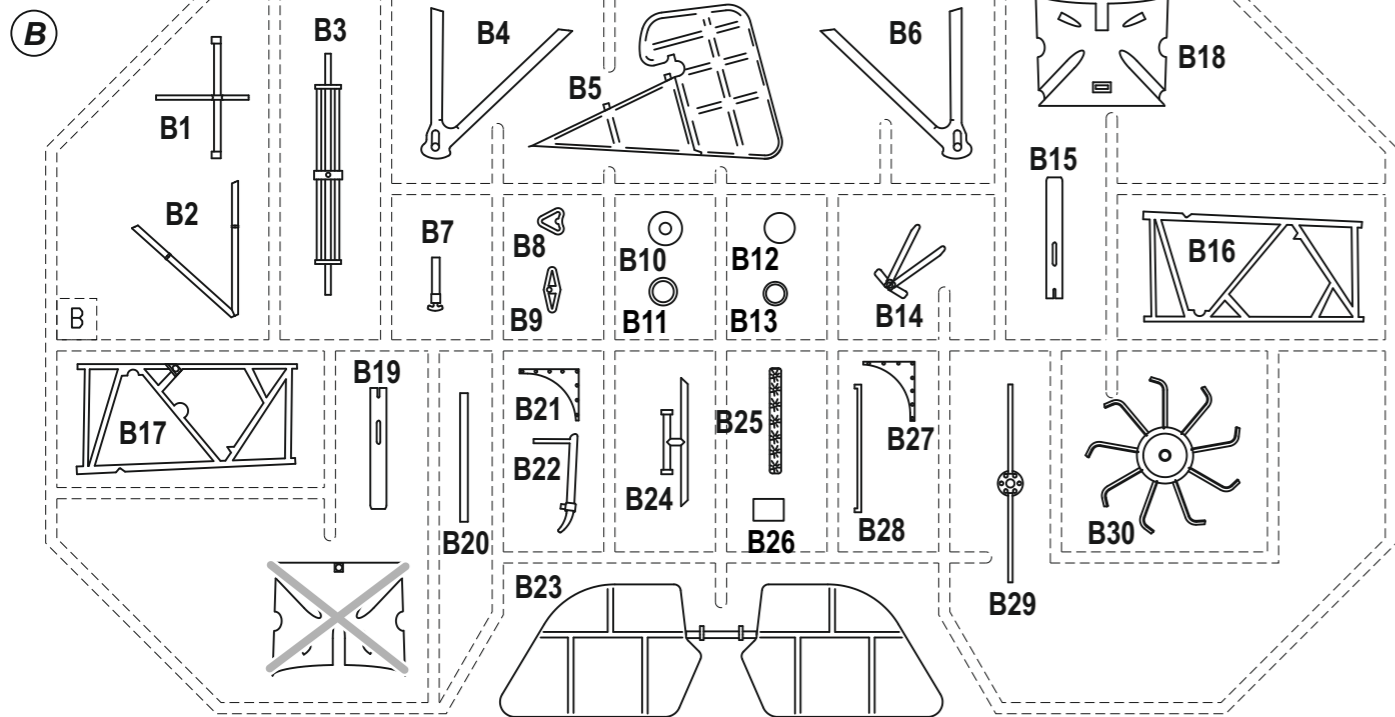
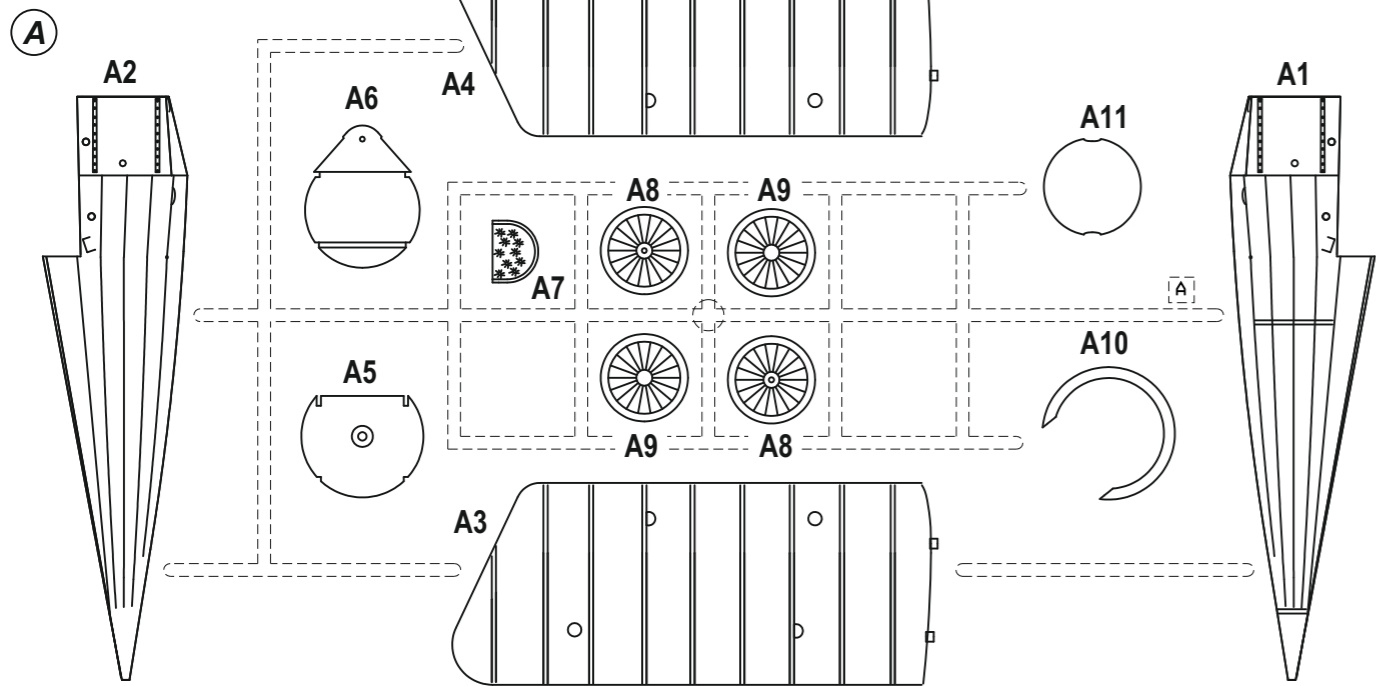
In the beginning of 1916 the British RFC ordered a batch of Morane Saulnier N equipped with Lewis machine gun. RFC assigned them to the 1st, 3rd and 60th Squadrons. These aircraft participated in actions over Somme and Cambrai. Later on, they were put out of service due to the lack of spare parts.

Thanks to its intricate piloting the Morane Saulnier Ns were not popular. Comparing test flights with Fokker E.III had proven that Fokker fell short in almost all aspects behind Morane Saulnier N. That was just the Morane Saulnier N, which started to break the myth of the allegedly invincible Fokker E.III aircraft.

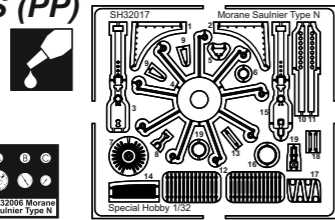
Technical specifications:  
Wing Span: 8,15m, Length: 5,83m.  
Max. Speed: 144 Kph, Ceiling: 4000m, Endurance: 1,5h

**DÍLY - PARTS - TEILE - PIECES**

**PLASTIC PARTS (A,B,C)**



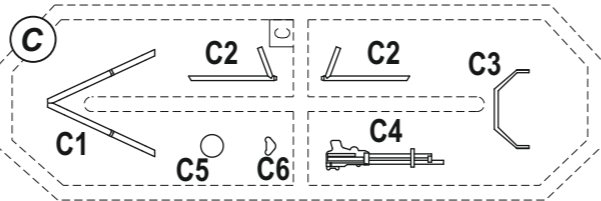
**PHOTOETCHED PARTS (PP)**



**CLEAR PART (F)**



**FILM**



**SYMBOLS**



Možnost volby  
Optional  
Nach belieben  
Option



Ohnout  
Bend  
Biegen  
Courber



Vyrobít nově  
Scratch build  
Fertigstellen  
Achever



Lepidlo na kov  
Glue for metal  
Metallkleber  
Colle a metal

**POLYURETHAN PARTS (E)**



E1



E2



E3



E4



E5



E6



E7



E8

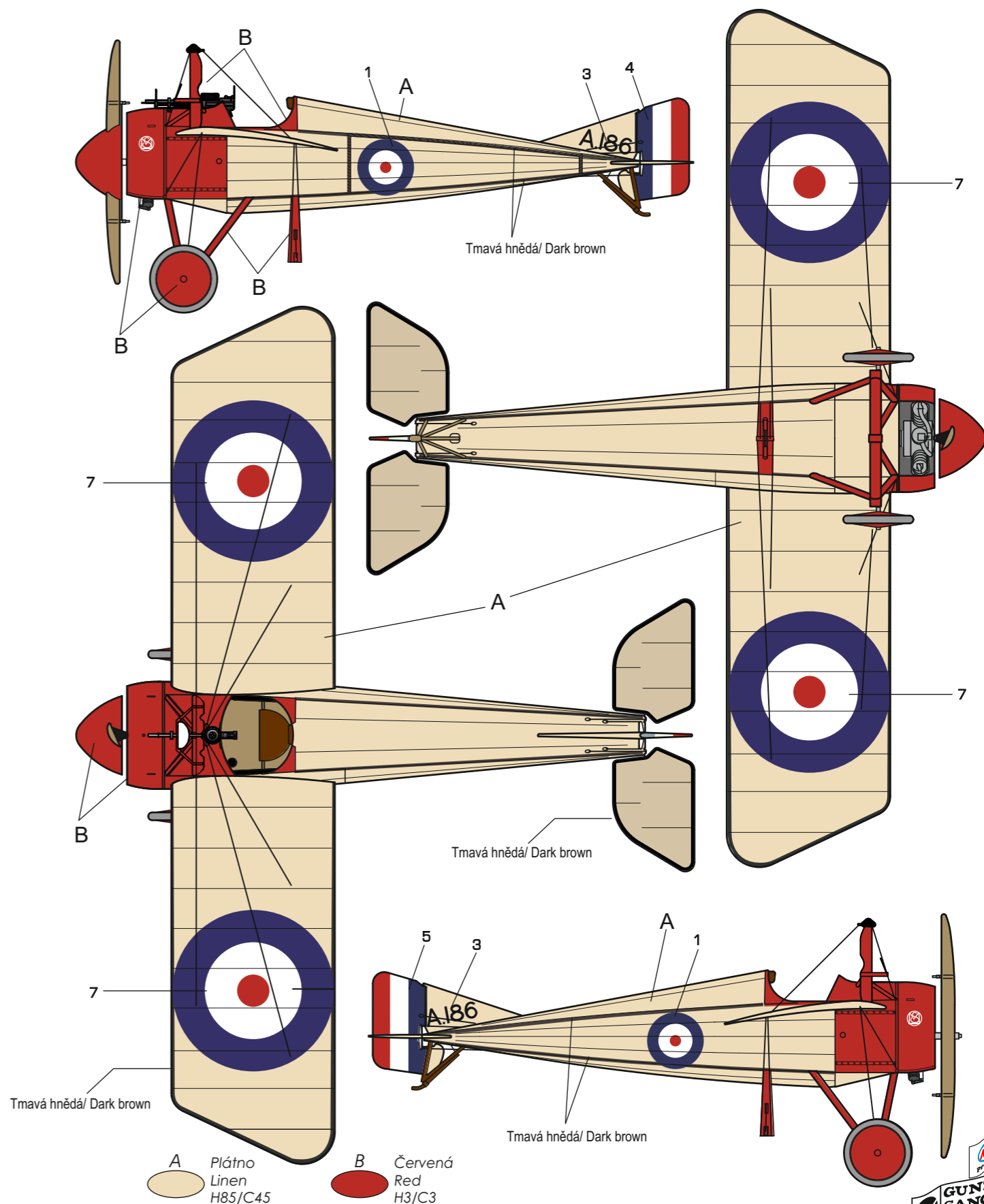
2008/08

②

Morane-Saulnier Type N No.A.186, No.60. Sq. RFC. Po bojovém nasazení u 60. Sq. RFC na kontinentu byl přesunut do Velké Británie, kde sloužil k výcviku. V té době létal bez vrtulového kuželu a kulometu.

CAM. C

Morane-Saulnier Type N No.A.186, No.60 Squadron RFC. Past the combat assignment with No.60 Squadron in continent it was withdrawn to Great Britain and served for training purposes. In that time the machine gun and propeller's spinner were removed.



A Plátno  
Linen  
H85/C45

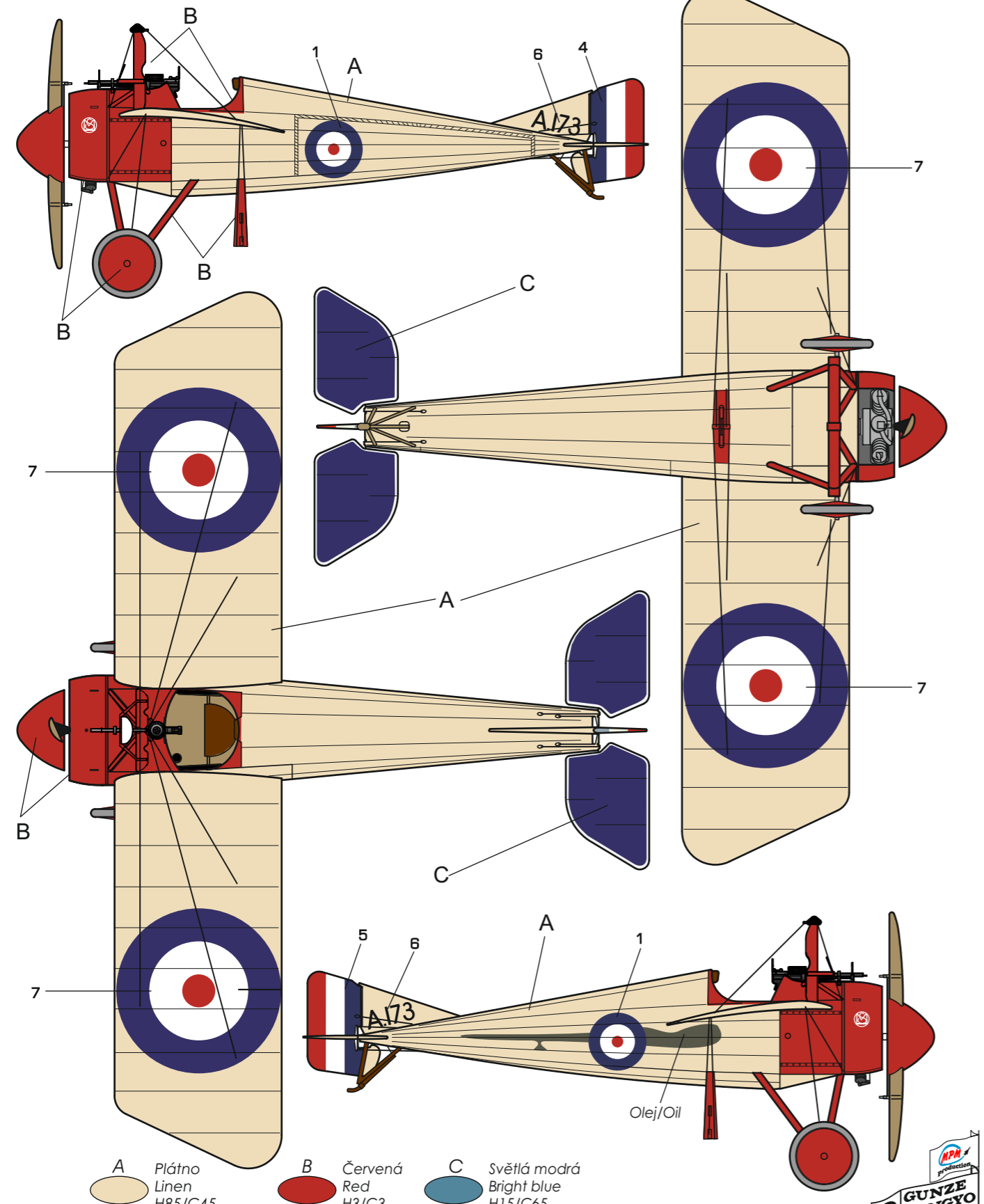
B Červená  
Red  
H3/C3

The camouflage schemes in Color are downloadable through our website [www.cmkkits.com](http://www.cmkkits.com)  
Kamufážní schémata v barvě si můžete stáhnout z našich stránek [www.cmkkits.com](http://www.cmkkits.com)

Morane-Saulnier Type N No.A.173, No.60. Sq. RFC. Dne 28.srpna padl do zajetí na tomto stroji 2/Lt. B.M. Wainwright. Původně francouzský stroj MS.662 je zajímavý nejen silným zašpiněním od oleje, olej vytvořil na trupu a created stripe along the length of the fuselage. Other interesting feature of this aircraft was the dark color of horizontal stabilizer. It was either dark doped canvas or it should had been painted by blue color.

Morane-Saulnier Type N No.A.173, No.60 Squadron RFC. On August 28, 1916 flying in this machine was 2/Lt. B.M. Wainwright taken POW. Of note is that this originally French machine MS.662 was extensively stained by oil that leaked and created stripe along the length of the fuselage. Other interesting feature of this aircraft was the dark color of horizontal stabilizer. It was either dark doped canvas or it should had been painted by blue color.

CAM. B



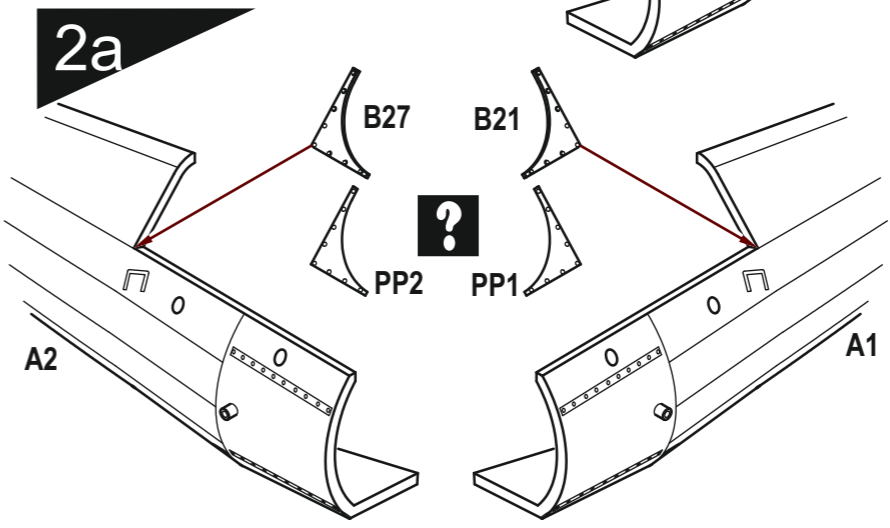
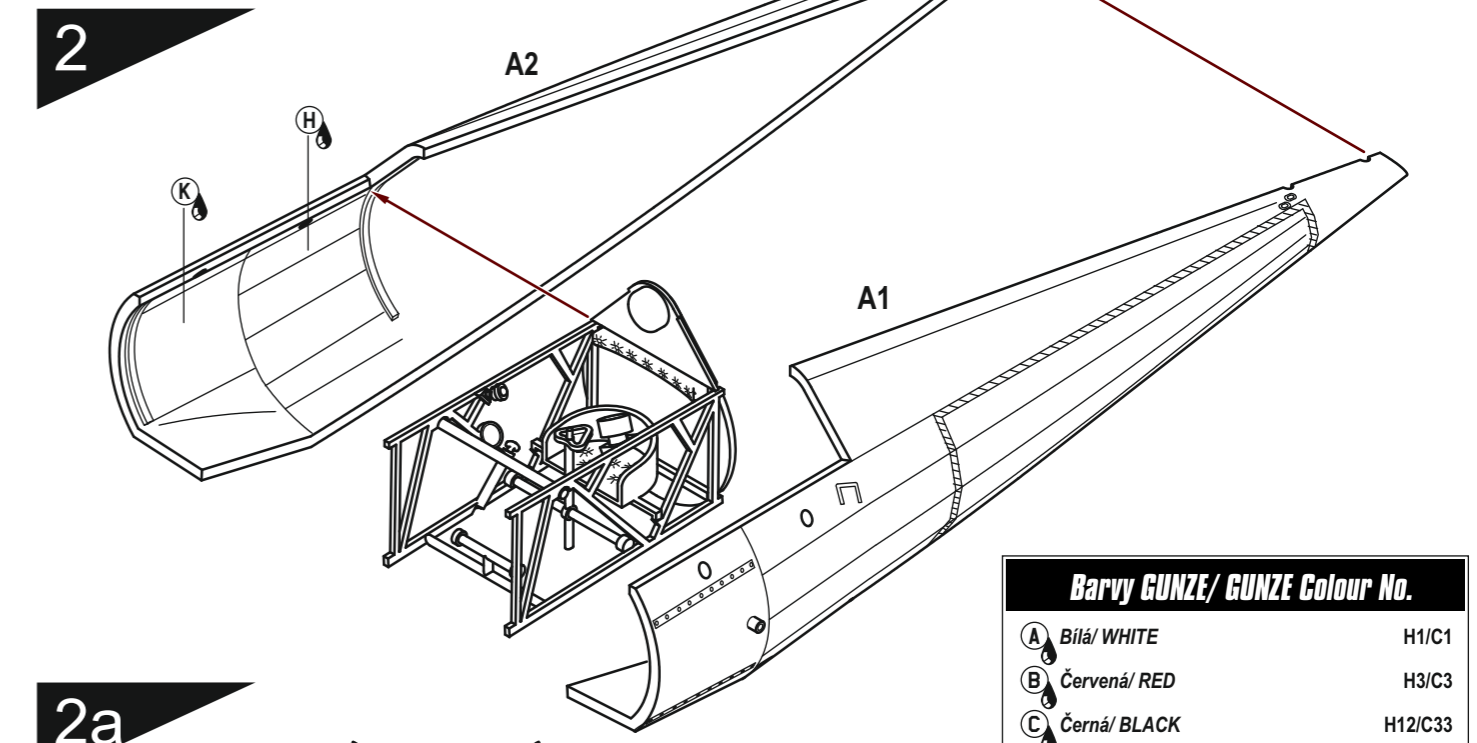
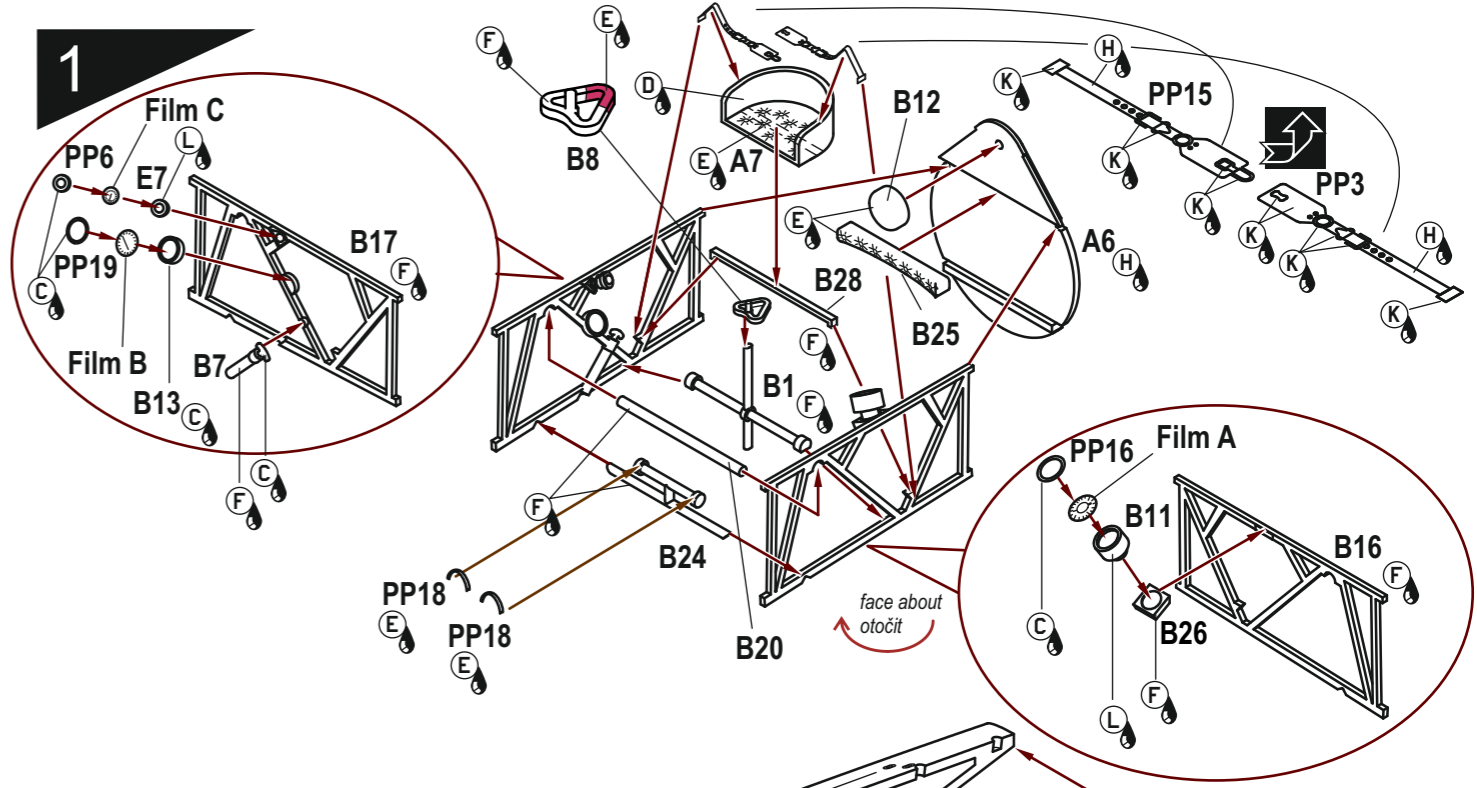
- A Plátno / Linen H85/C45
- B Červená / Red H3/C3
- C Světlá modrá / Bright blue H15/C65

The camouflage schemes in Color are downloadable through our website [www.cmkkits.com](http://www.cmkkits.com)  
 Kamuflážní schémata v barvě si můžete stáhnout z našich stránek [www.cmkkits.com](http://www.cmkkits.com)



SH32017 Morane-Saulnier Type N "RFC" ⑧

**SESTAVA - ASSEMBLY - BAUANLEITUNG- ASSEMBLAGE**

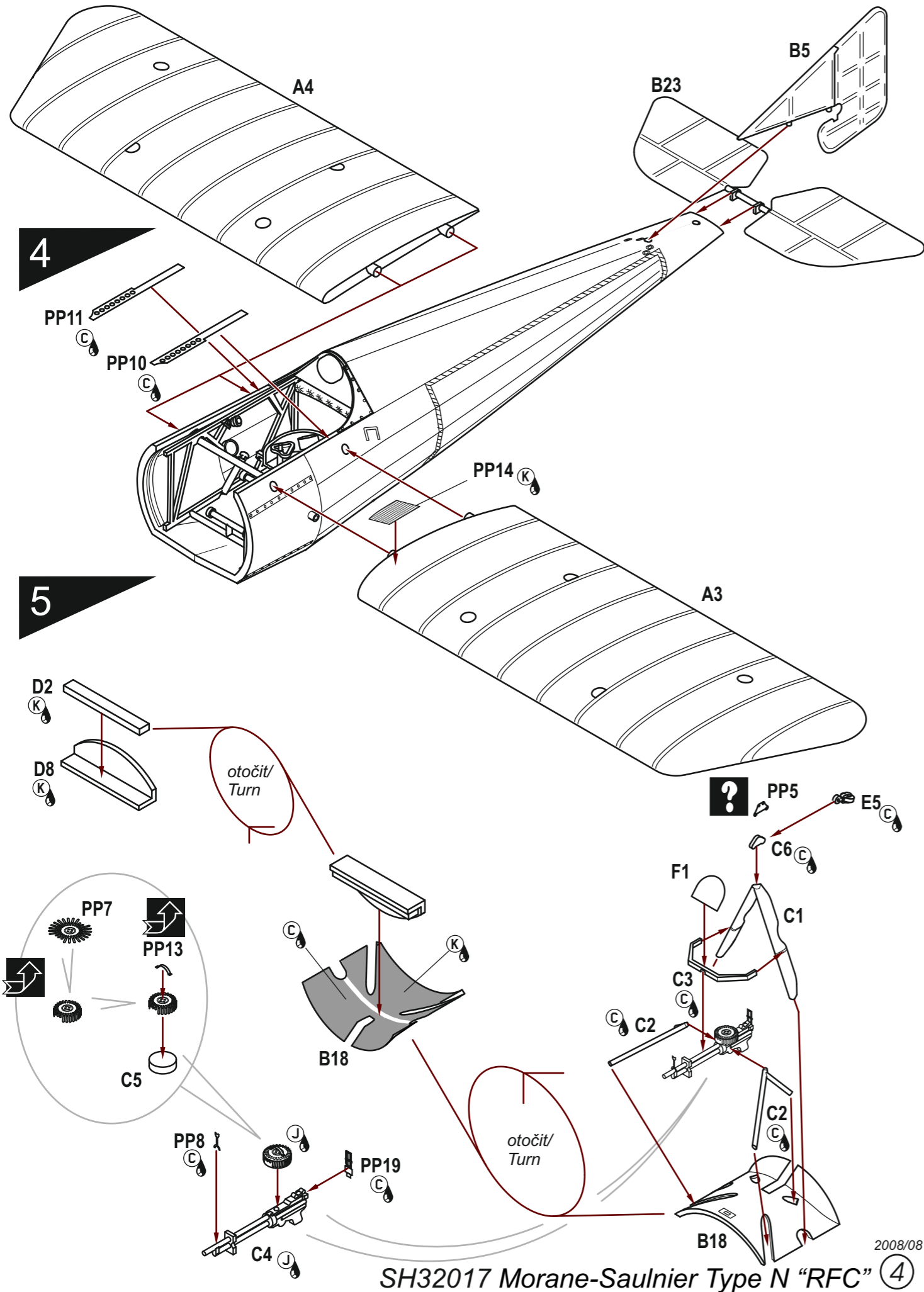


Barvy GUNZE/ GUNZE Colour No.		
A	Bílá/ WHITE	H1/C1
B	Červená/ RED	H3/C3
C	Černá/ BLACK	H12/C33
D	Dřevo/ WOOD BROWN	H37/C43
E	Hnědočervená/ RED BROWN	H47/C41
F	Šedá/ GREY	H51/C11
G	Šedá/ GREY	H53/C13
H	Plátno/Linen	H85/C45
I	Chrom/ CHROM SILVER	MC211
J	Tmavý kov/ DARK IRON	MC214
K	Hliník/ ALUMINIUM	MC218
L	Mosaz/ BRASS	MC219

2008/08

SH32017 Morane-Saulnier Type N "RFC" ③

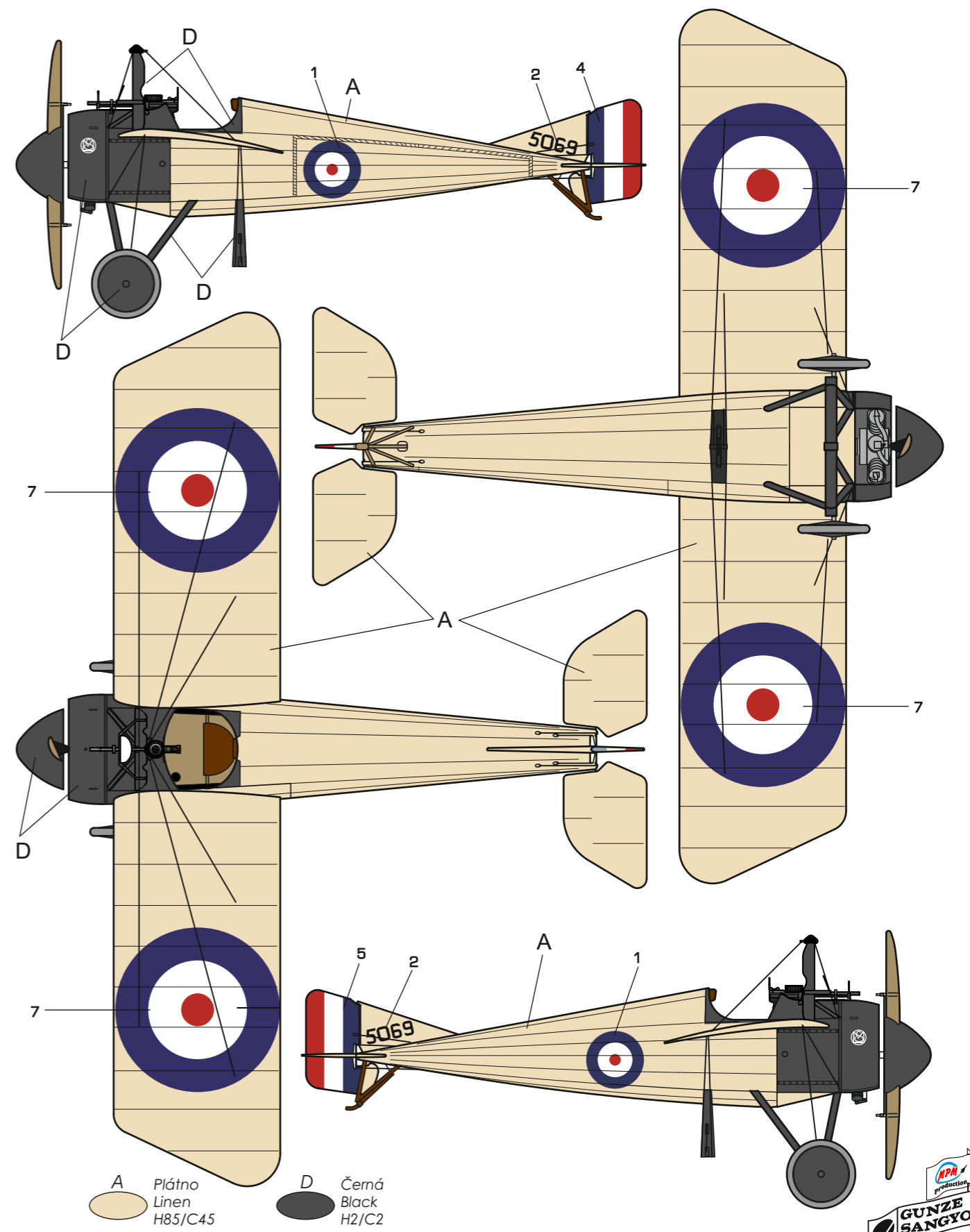
**SESTAVA - ASSEMBLY - BAUANLEITUNG- ASSEMBLAGE**



SH32017 Morane-Saulnier Type N "RFC" ④

Morane-Saulnier Type N No.5069, No.1. Sq. RFC. Při souboji s dvoumístným německým průzkumným letounem byl na tomto stroji sestřelen a zabit 9. března 1916 2/Lt. R.P. Turner. Morane-Saulnier Type N No.5069, No.1 Squadron RFC. On March 9, 1916 during combat duel with German double seater reconnaissance aircraft was in this aircraft shot down and killed 2/Lt. R.P. Turner.

**CAM. A**



A Plátno  
Linen  
H85/C45  
D Černá  
Black  
H2/C2

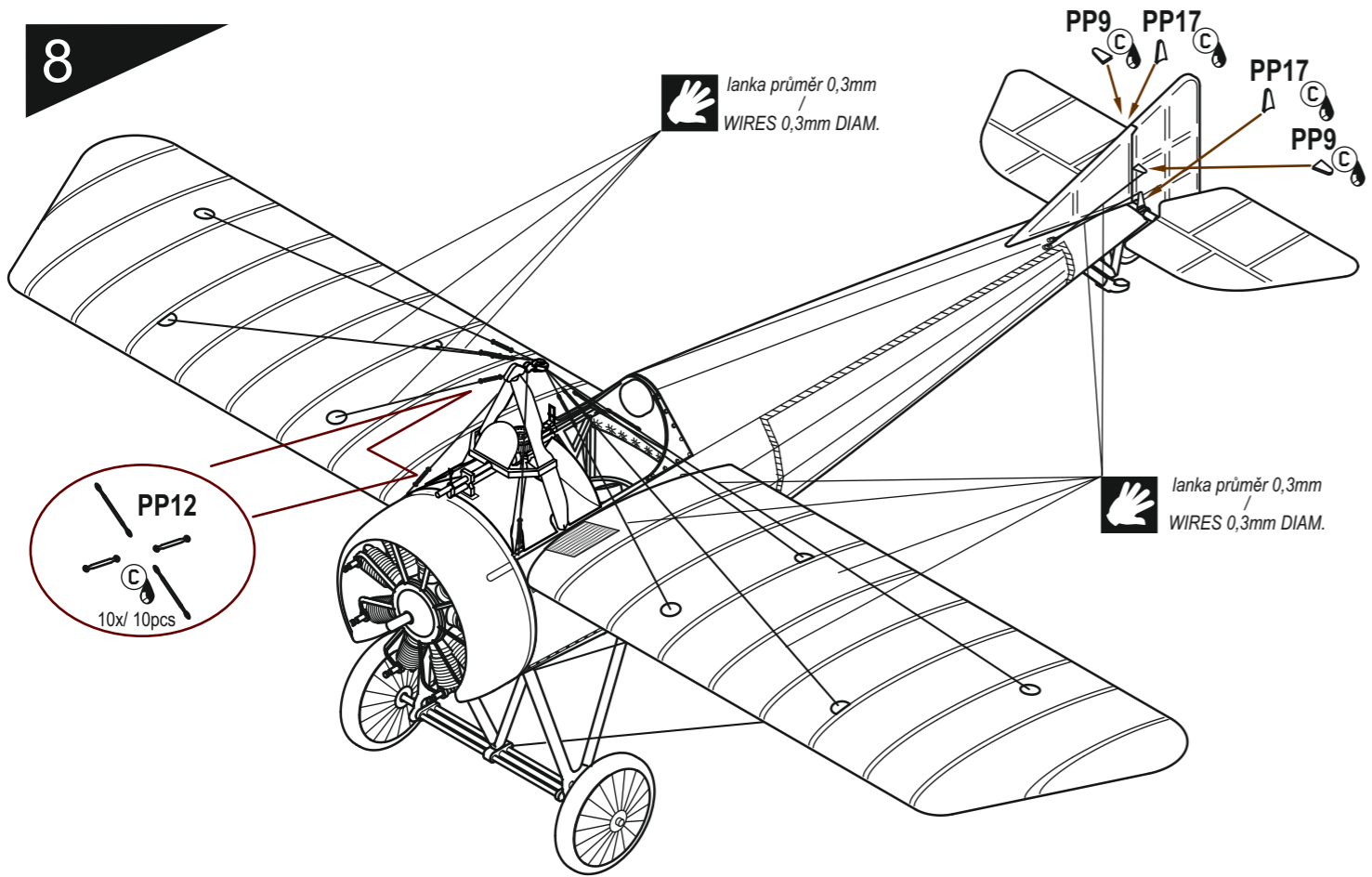
The camouflage schemes in Color are downloadable through our website [www.cmkkits.com](http://www.cmkkits.com)  
Kamuflažní schémata v barvě si můžete stáhnout z našich stránek [www.cmkkits.com](http://www.cmkkits.com)

SH32017 Morane-Saulnier Type N "RFC" ⑦

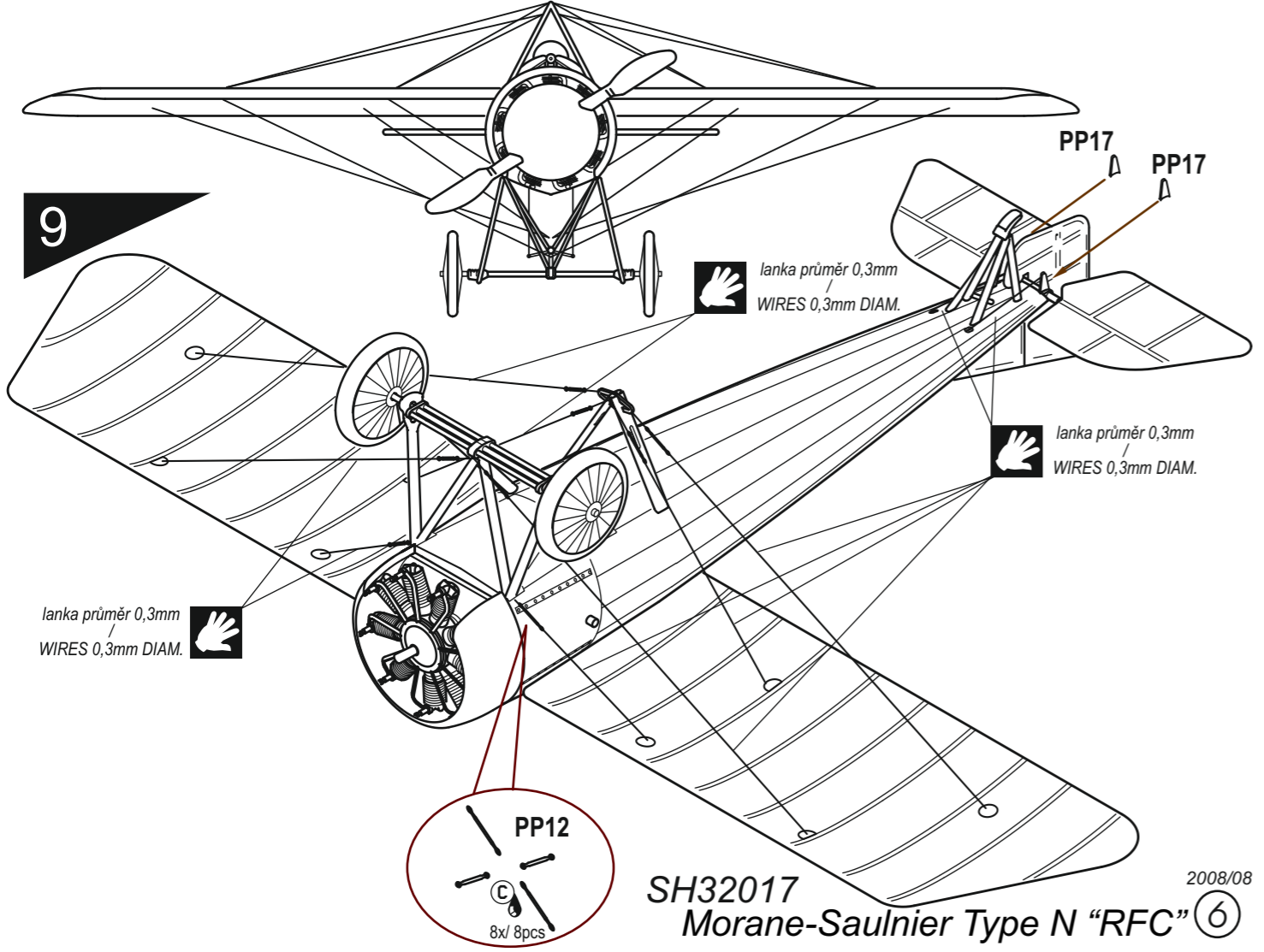


SESTAVA - ASSEMBLY - BAUANLEITUNG- ASSEMBLAGE

8

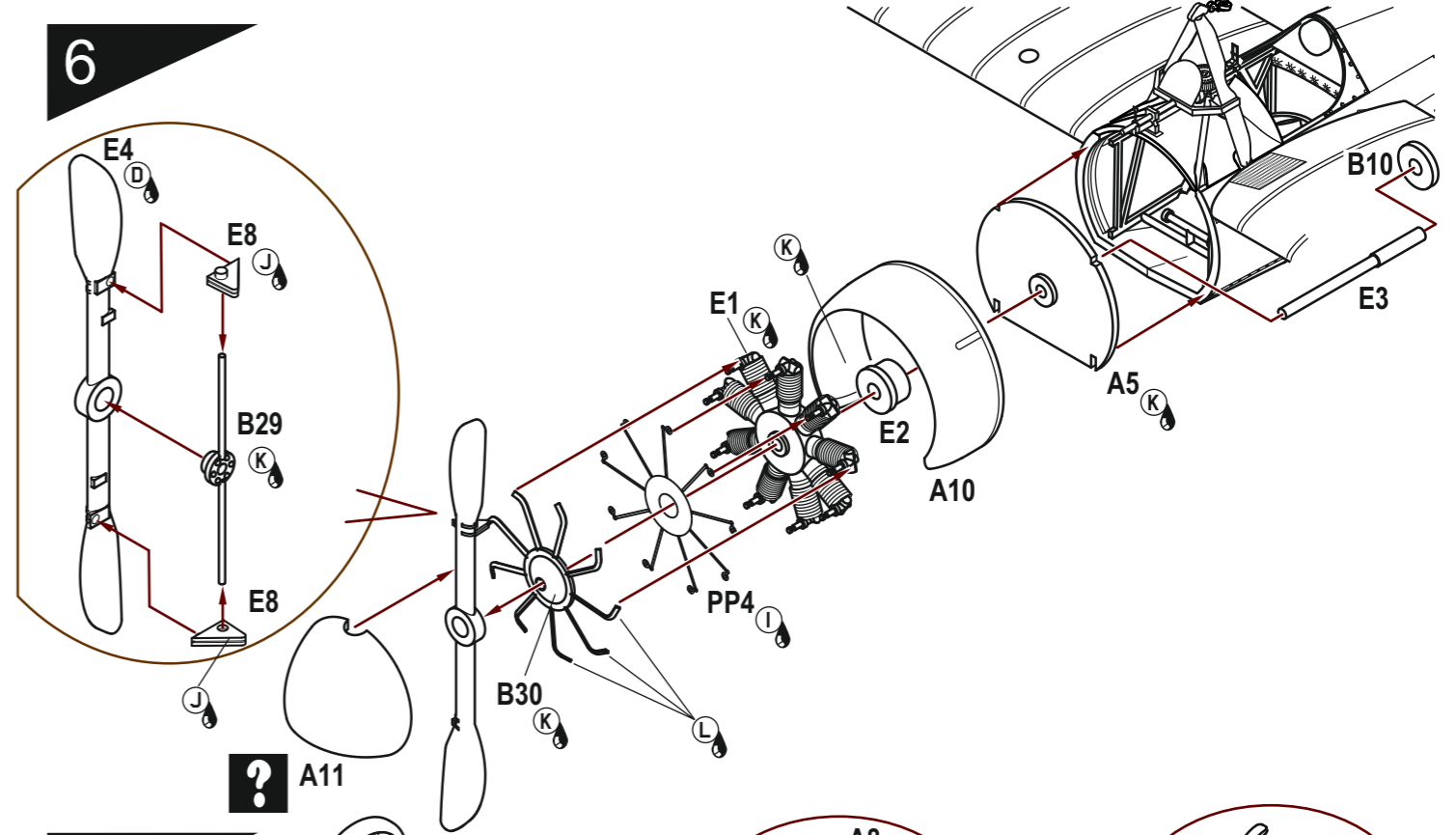


9

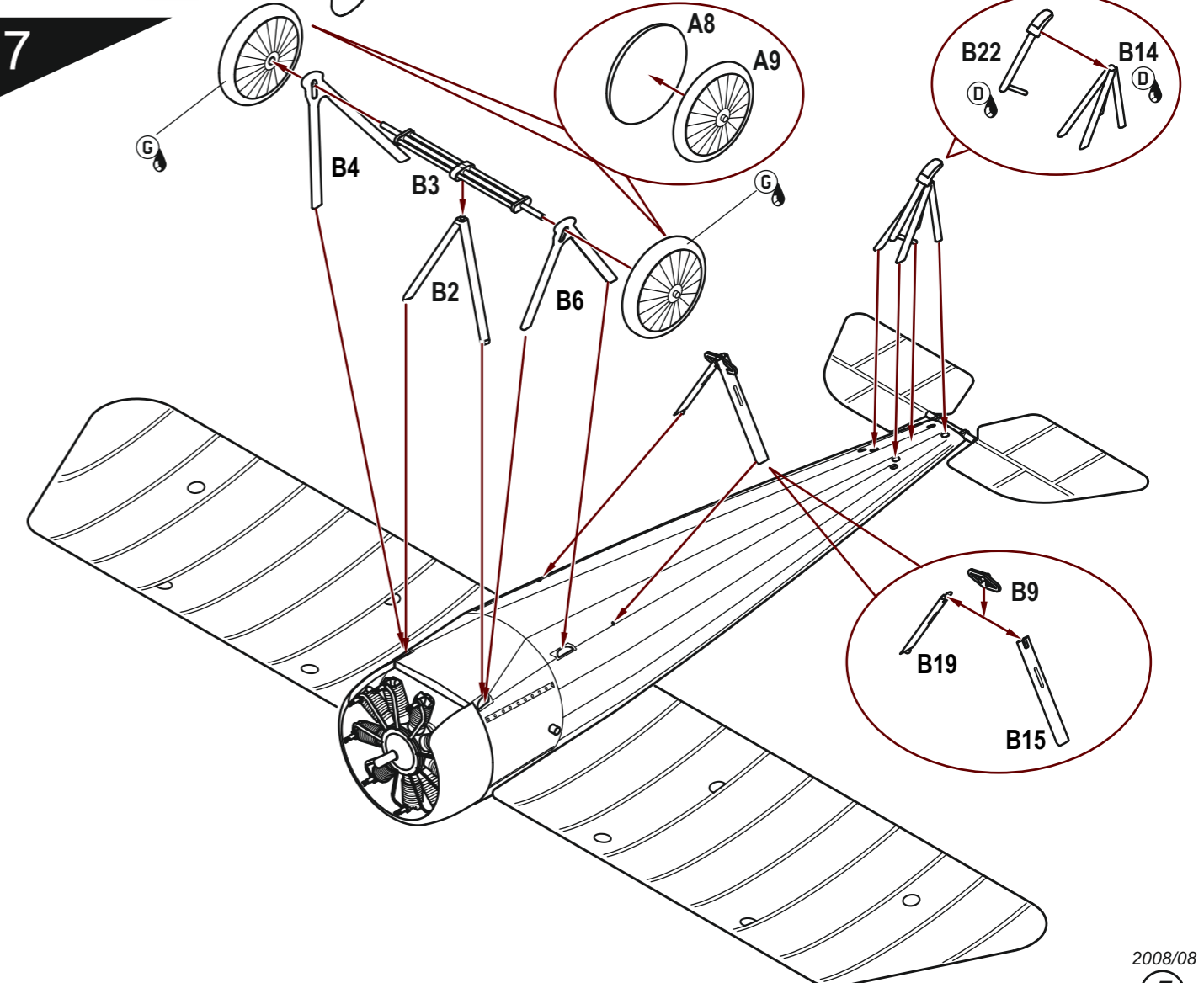


SESTAVA - ASSEMBLY - BAUANLEITUNG- ASSEMBLAGE

6

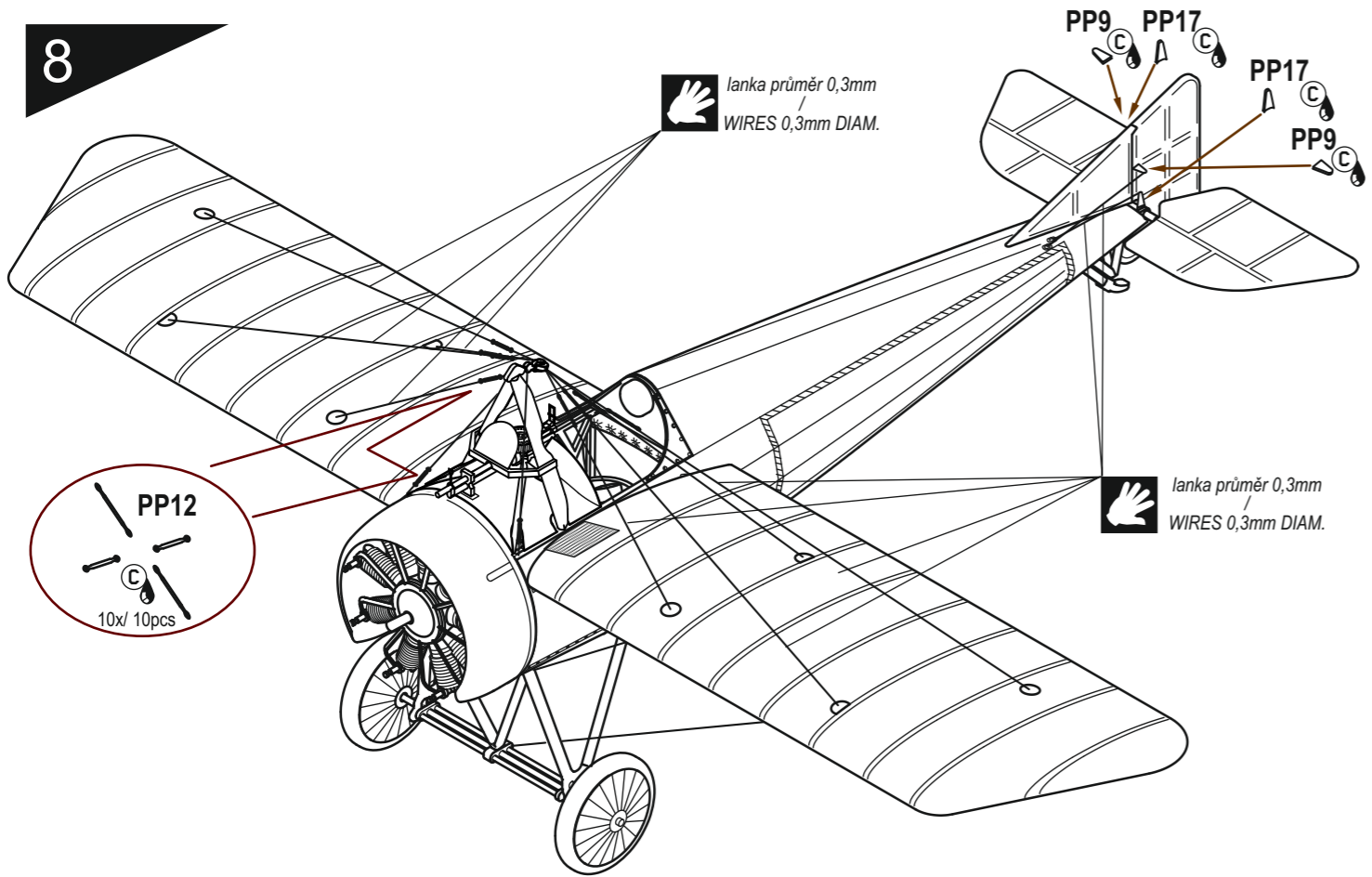


7

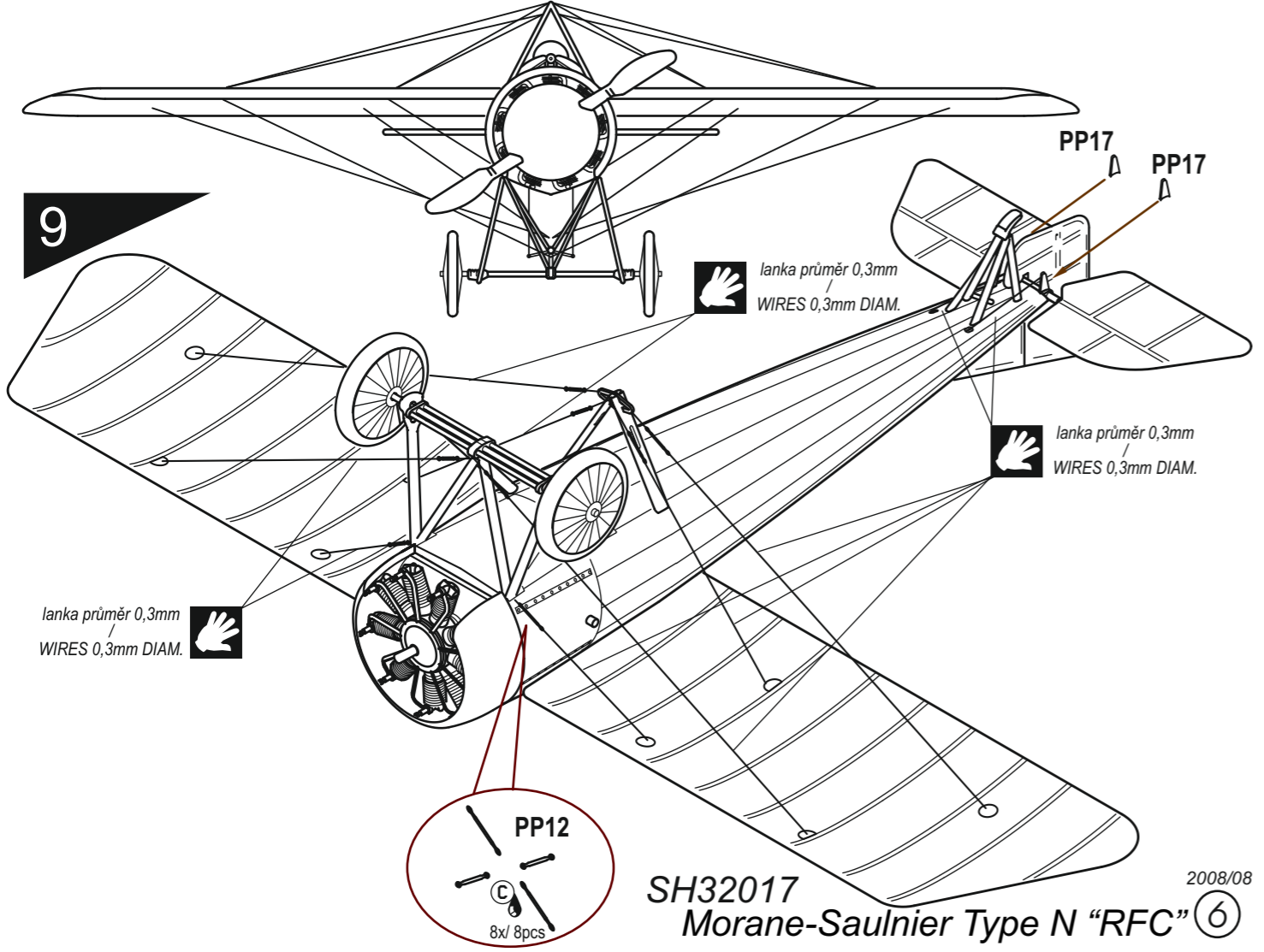


SESTAVA - ASSEMBLY - BAUANLEITUNG- ASSEMBLAGE

8

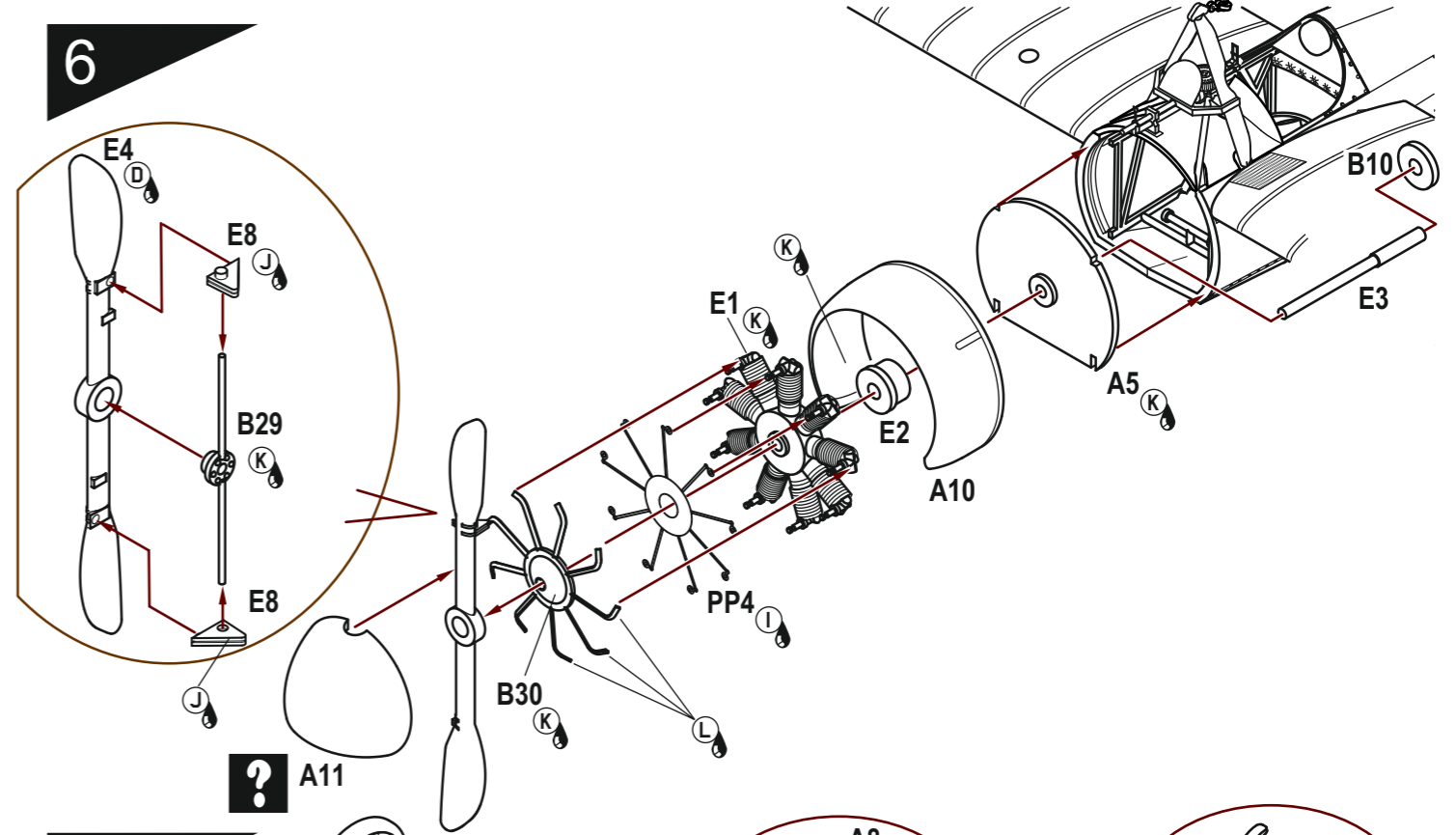


9



SESTAVA - ASSEMBLY - BAUANLEITUNG- ASSEMBLAGE

6



7

